

## **Week 1, Monday 1st Grade Distance Learning**

### **English Language Arts**

- Phonogram Learning Activity: Phonogram review (approx. 2 minutes)
  - Instructions: Review the Monday phonograms orally and written. Orally: Show phonogram to student and student says phonogram only; repeat with student adding “cue” if applicable. Written: say phonogram sound(s) and the student writes phonogram on phonogram worksheet (or any lined paper). Please note, if you do not have phonogram flashcards at home, there are phonogram video clips for written and oral reviews available via the Archway Glendale website; Mrs. Clouse shows and says each phonogram.
- Spalding Learning Activity: Monday words (approx 15 minutes)
  - Instructions: Words may be written on the homework sheet provided in this packet or on any lined paper. Dictate spelling words (say word, sentence containing word, and repeat word; student says the word, puts sounds on his fingers and writes the word on paper). Your student should then mark the word for phonograms and rules. Repeat word list (words can be shuffled for the repeat).
- Reading Learning Activity: 3 min solution
  - Instructions: Passage “New Year’s Day” Reuse passage for each day
    - 1 minute – Student reads his/her passage for 1 minute
    - 1 minute – The listener shows the student his/her mistakes
    - 1 minute – Student re-reads his/her passage for 1 minuteScholar will graph his/her progress.
- Reading Learning Activity: Raz Kids
  - Instructions: Read “American Symbols”
- Reading Learning Activity: Read
  - Instructions: Use any remaining time reading a book or on Raz-Kids
- Poetry Learning Activity: Read, number lines, and look at photos.
  - Instructions: Read through the poem “Trees.” Number all of the lines in the poem. Observe the pictures of all the beautiful trees.

### **Mathematics**

- Monday
  - Learning Activity: Math Journal
    - Instructions: See math instructions PDF

- Learning Activity: Math Puzzle
  - Instructions: See math instruction PDF
- Learning Activity: Math Activity
  - Instructions: See math instruction PDF
- Learning Activity: Math Facts
  - Instructions: See math instruction PDF

### History

- Learning Activity: The American Flag
- Instructions: Have your scholar read aloud the American Flag page, write the copywork sentence on the lines, and color the flag realistically.

### Art

- Learning Activity: Portrait Study
- Instructions: See Portrait Study in the Resources section for Monday
  - Study the different styles of portraits
  - Observe and study the painting, "Mona Lisa"
  - Answer the questions

### P.E.

- Learning Activity 1: Aerobic Activity 10 minutes
- Instructions: Continuous running, skipping, walking. This can be done with a ball such as soccer / basketball dribbling or just random movement.
- Learning Activity 2: Strength Training
- Instructions: Push ups - 3 push ups per set repeated 3 times. Focus on straight body and elbows bent, allowing the chest to drop to 3 inches from ground.
- Learning Activity 3: Balance
- Instructions: Hopscotch
  - Use chalk to draw a hopscotch pattern on the ground or use masking tape on the floor.
  - Create a diagram with eight sections and number them.
  - Each player has a marker such as a stone, bottlecap, shell, button, etc.
  - For younger children simply hopping across the single versus double squares can provide hours of fun.
  - The first player stands behind the starting line to toss his or her marker in square one.
  - Hop over square one to square two and then continue hopping to square eight, turn around, and hop back again.
  - Pause in square two to pick up the marker, hop in square one, and out.

- Then continue by tossing the stone in square two.
- All hopping is done on one foot unless the hopscotch design is such that two squares are side-by-side.
- Then two feet can be placed down with one in each square.
- A player must always hop over any square where a marker has been placed.
- Getting out: A player is out if the marker fails to land in the proper square, the hopper steps on a line, the hopper loses balance when bending over to pick up the marker and puts a second hand or foot down, the hopper goes into a square where a marker is, or if a player puts two feet down in a single box.
- The player puts the marker in the square where he or she will resume playing on the next turn, and the next player begins.

## Phonograms

Mon., 3/23

ay, ai, a, ch, ea

Tues., 3/24

ee, e, ck, c, k

Wed., 3/25

ou, oo, ow, o, u

Thurs., 3/26

er, ir, ur, wor, ear

# Spalding Sentences Teaching Master

Mon., 3/23

word

sentence

word

street

Don't play in the street.

street

live

We live in Arizona.

live

live

A live dinosaur is at the park.

live

soft

The rabbit is very soft.

soft

stay

The dog will stay in the yard.

stay

my

This is my pencil.

my

go

The rocket will go to Mars.

go

gone

The cookies are all gone!

gone

spent

I spent all my money.

spent

## Reading Homework

3-minute reading solution that practices leveled reading fluency.

Instructions:

1 minute – Student reads their passage for 1 minute

1 minute – The listener shows the student their mistakes

1 minute – Student re-reads their passage for 1 minute

Student graphs their progress.

Repeat each night.

## New Year's Day

0           The first day of a new year is a holiday in many  
12 countries. New Year's Day is a time to say good-bye to the  
25 old year. It is a time to welcome the new year. People all  
38 over the world celebrate New Year's in many ways.

47           In the U.S., New Year's Day is January 1. It is the first  
60 day of the new calendar year. People celebrate by having  
70 parties. They also watch parades and go to football games.

80           In Japan, New Year's Day is also January 1. Their  
90 celebration lasts for three days. The date for the Chinese  
100 New Year is different each year. Some years it starts in  
111 January. In other years, it starts in February. The Chinese  
121 celebration lasts for one month. The Jewish New Year  
130 starts in either September or October. The celebration lasts  
139 for ten days. It begins at sundown of the first day. It ends  
152 at sundown of the last day.

158           People have been celebrating New Year's Day for  
166 thousands of years. It is a time to reflect on the past and  
179 look forward to the future.

184

170.3

Total Words Read \_\_\_\_\_

- Errors \_\_\_\_\_

= CWPM \_\_\_\_\_


# American Symbols

A Reading A-Z Level G Leveled Book  
Word Count: 157



Reading A-Z

Visit [www.readinga-z.com](http://www.readinga-z.com)  
for thousands of books and materials.



[www.readinga-z.com](http://www.readinga-z.com)

# American Symbols



Written by Anthony Curran

[www.readinga-z.com](http://www.readinga-z.com)

## Photo Credits:

Front cover (top), page 5: © Steven Jones/123RF; front cover (bottom left), page 7: © iStock/naturediver; front cover (bottom right): © Jeffrey Skopin/Dreamstime.com; back cover: © Orhan Çam/123RF; title page: courtesy of Library of Congress, Prints & Photographs Division, [LC-USZC4-2736]; page 3: © Marco Rubino/123RF; page 4 (top left): © Lynn Bystrom/Dreamstime.com; page 4 (top right): © Cvandyke/Dreamstime.com; page 4 (center): © peterm/123RF; page 4 (bottom left): © Orhan Çam/Dreamstime.com; page 4 (bottom right): © Kamil Macniak/123RF; page 8 (top): © Bettmann/Corbis; page 8 (bottom left): © iStock/maogg; page 8 (bottom right): © iStock/Somus; page 9 (main): courtesy of Library of Congress, Prints & Photographs Division, photograph by Carol M. Highsmith, [LC-DIG-highsm-16024]; page 9 (inset): © Serban Enache/Dreamstime.com; page 10: © Everett Collection Inc/Alamy; page 11 (top): © Brandon Bourdages/Dreamstime.com; page 11 (bottom): © Michael Ventura/PhotoEdit; page 12 (top): © Mira/Alamy; page 12 (bottom left): © iStock/PhotoNotebook; page 12 (bottom right): © Mesut Dogan/123RF

Front cover: Bald eagle, Statue of Liberty, and U.S. flag

Back cover: Lincoln Memorial, Washington Monument, and U.S. Capitol

Title page: Uncle Sam

American Symbols  
Level G Leveled Book  
© Learning A-Z  
Written by Anthony Curran

All rights reserved.

[www.readinga-z.com](http://www.readinga-z.com)

## Correlation


### LEVEL G

Fountas & Pinnell	G
Reading Recovery	11-12
DRA	12



## Table of Contents

Many Symbols . . . . .	4
American Flag . . . . .	5
Bald Eagle . . . . .	7
Statue of Liberty . . . . .	9
Important Ideas . . . . .	11



## Many Symbols

The United States has many symbols.


A symbol is something that stands for something else.

Symbols can be different things.



## American Flag

The U.S. flag is an American symbol.  
It is red, white, and blue.



The flag has fifty stars.  
Each star stands for one  
of the fifty states.



## Bald Eagle

The bald eagle is an American symbol.

It is strong and beautiful.



The bald eagle stands for how strong and beautiful the United States is. You can see the bald eagle on some coins.




## Statue of Liberty

The Statue of Liberty is an American symbol. It is on an island near New York City.



The statue has welcomed many people to the United States. It stands for freedom and hope for a better life. The statue was a gift of friendship from France.



## Important Ideas

The United States has many different symbols.

They stand for ideas that are important to people in the United States.



Independence Hall



U.S. Capitol



Jefferson Memorial

What other U.S. symbols can you think of?

- **Trees**  
**by Sarah Coleridge**

- The Oak is called the king of trees.
- The Aspen quivers in the breeze.
- The Poplar grows up straight and tall.
- The Peach tree spreads along the wall.
- The Sycamore gives pleasant shade.
- The Willow droops in watery glade.
- The Fir tree useful in timber gives.
- The Beech amid the forest lives.



Oak



Aspen



Poplar



Peach

# Sycamore



# Willow



# Fir





Beech

Monday

~~Monday~~ Math Journal:



Answer the question.

Draw a picture to defend your answer.

Ian began at 42. He skip-counted by twos. Could he have said the number 62?

Monday math puzzle

Find a reason each item does not belong. Defend and explain your answer.



Name \_\_\_\_\_


## Fill in the Missing Numbers

1		3			6	7	8		10
11	12		14		16		18	19	
		23	24	25		27	28		30
31	32		34			37		39	40
41	42	43	44		46		48		
51				55		57	58	59	60
	62	63	64	65	66			69	
71		73		75		77		79	80
81		83			86	87	88		90
91	92	93	94		96			99	
	102		104	105		107		109	110
111			114		116	117	118		120

# Counting to 120

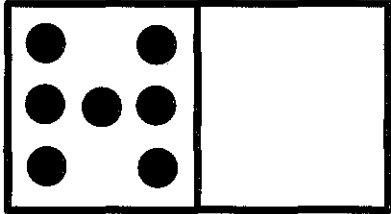
1	2	3	4	5	6	7	8	9	10
11	12	13	14	15	16	17	18	19	20
21	22	23	24	25	26	27	28	29	30
31	32	33	34	35	36	37	38	39	40
41	42	43	44	45	46	47	48	49	50
51	52	53	54	55	56	57	58	59	60
61	62	63	64	65	66	67	68	69	70
71	72	73	74	75	76	77	78	79	80
81	82	83	84	85	86	87	88	89	90
91	92	93	94	95	96	97	98	99	100
101	102	103	104	105	106	107	108	109	110
111	112	113	114	115	116	117	118	119	120

Name \_\_\_\_\_

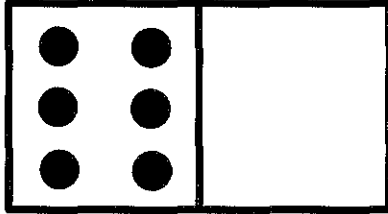


# part part WHOIE

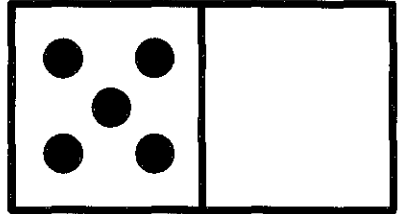
Show 6 ways to make the number 8.



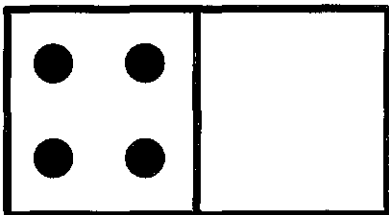
7 and       



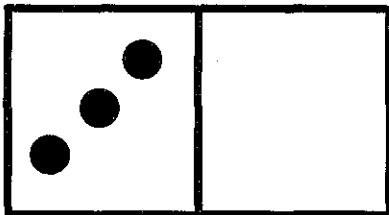
6 and       



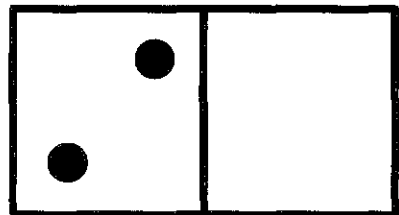
5 and       



4 and       



3 and       



2 and       

This was:  
(Circle one)

Easy

Just Right

Hard

# **1<sup>st</sup> Grade History Assignments**

Week of Mar. 23-27

**Topic: Symbols of the United States of America**

## **Mon. : The American Flag**

Read aloud The American Flag page. Copy the copywork sentence in your nicest handwriting. Color the American flag with crayons, colored pencils, or markers. (The first stripe at the top of the flag is red.)

## **Wed. : The Liberty Bell**


Read aloud The Liberty Bell page. Copy the copywork sentence in your nicest handwriting. Color the Liberty Bell with crayons, colored pencils, or markers.

## **Fri. : The Bald Eagle**

Read aloud The Bald Eagle page. Copy the copywork sentence in your nicest handwriting. Color the bald eagle with crayons, colored pencils, or markers.

## The American Flag

Our flag is a symbol of our country. The thirteen stripes represent the thirteen original colonies. The fifty stars represent the fifty states in the United States of America.



Copywork:

The flag of the United States of America has 13 stripes and 50 stars.

---

---

---

---


---

---

# SUBJECTS IN ART: PORTRAIT

## What is a portrait?

A portrait is a piece of art with a person as the main subject. Portraits can be created in many different styles.



### Realistic

A realistic portrait is meant to look as close to real life as possible.




### Stylized

A stylized portrait is sometimes less realistic than a photograph and often displays each artist's distinct style, or chosen artistic choices.



### Abstract

An abstract portrait is created by the artist using unexpected shapes, lines, and colors. The key to abstract art is that viewer can still recognize what the subject is.



1. What does this painting show?  
\_\_\_\_\_
2. When do you think this woman lived?
  - a. 2020?
  - b. 10 years ago?
  - c. Or more than 500 years ago?
3. What is the brightest area of the painting?
  - a. The background
  - b. The face
  - c. The hands
4. What style of portrait is this painting?
  - a. Realistic
  - b. Stylized
  - c. Abstract

#### Facts:

- Artist: Leonardo da Vinci
- Title: Mona Lisa
- It took the artist 3 years to paint
- He used brushes and his fingerprints to paint