

Week 1, Thursday 1st Grade Distance Learning

English Language Arts

- Phonogram Learning Activity: Phonogram review (approx 2 minutes)
 - Instructions: Review the Thursday phonograms orally and written. Orally: show phonogram to student and student says phonogram only; repeat with student adding “cue” if applicable. Written: say phonogram sound(s) and the student writes phonogram on phonogram worksheet (or any lined paper).
- Spalding Learning Activity: Review all words (approx 15 minutes)
 - Instructions: Words may be written on the homework sheet provided in this packet or on any lined paper. Dictate spelling words (say word, sentence containing word, and repeat word; student says the word, puts sounds on his fingers and writes the word on paper. Your student MAY CHOOSE to mark the word for phonograms and rules or leave them as he would read them in a book (without markings and rules).
- Reading Learning Activity: 3 min solution
 - Instructions: Passage “New Year’s Day”
 - 1 minute – Student reads his/her passage for 1 minute
 - 1 minute – The listener shows the student his/her mistakes
 - 1 minute – Student re-reads his/her passage for 1 minuteScholar will graph his/her progress.
- Reading Learning Activity: Raz Kids
 - Instructions: Read “Why do leaves change color?”
- Reading Learning Activity: Read
 - Instructions: Use any remaining time reading a book or on Raz-Kids
- Poetry Learning Activity: Memorize lines 5 & 6, play the matching game
 - Instructions: Memorize lines 5 & 6 of the poem, try to clap along to the beat of the poem if possible! Catch up on playing or coloring the Tuesday through Friday vocabulary matching game if needed.

Mathematics

- Learning Activity: Math Journal
 - Instructions: See math instructions PDF
- Learning Activity: Math Puzzle
 - Instructions: See math instruction PDF

- Learning Activity: Math Activity
 - Instructions: See math instruction PDF
- Learning Activity: Math Facts
 - Instructions: See math instruction PDF

Science

- Learning Activity: Tree Journal
 - Instructions: Your scholar will need to go outside and find a tree. They need to answer the questions. Spelling does not matter, have them do their best to sound it out. There are sections that ask them to do a bark and leaf rubbing. It works best with a unrapped crayon. If you do not have a crayon they can draw it with a pencil.

Art

- Learning Activity: Self-Portrait Drawing (First practice)
- Instructions: Do your personal best and remember this is just practice.
 - Get blank paper and pencil
 - Stand in front of a mirror
 - Draw your face

P.E.

- Learning Activity 1: Aerobic Activity
- Instructions: Continuous running, skipping, walking. This can be done with a ball such as soccer / basketball dribbling or just random movement.
- Learning Activity 2: Strength Training
- Instructions: Push ups - 3 push ups per set repeated 3 times. Focus on straight body and elbows bent, allowing the chest to drop to 3 inches from ground.
- Learning Activity 3: Balance
- Instructions: Hopscotch
 - Use chalk to draw a hopscotch pattern on the ground or use masking tape on the floor.
 - Create a diagram with eight sections and number them.
 - Each player has a marker such as a stone, bottlecap, shell, button, etc.
 - For younger children simply hopping across the single versus double squares can provide hours of fun.
 - The first player stands behind the starting line to toss his or her marker in square one.
 - Hop over square one to square two and then continue hopping to square eight, turn around, and hop back again.

- Pause in square two to pick up the marker, hop in square one, and out.
- Then continue by tossing the stone in square two.
- All hopping is done on one foot unless the hopscotch design is such that two squares are side-by-side.
- Then two feet can be placed down with one in each square.
- A player must always hop over any square where a marker has been placed.
- Getting out: A player is out if the marker fails to land in the proper square, the hopper steps on a line, the hopper loses balance when bending over to pick up the marker and puts a second hand or foot down, the hopper goes into a square where a marker is, or if a player puts two feet down in a single box.
- The player puts the marker in the square where he or she will resume playing on the next turn, and the next player begins.

Phonograms

Mon., 3/23

ay, ai, a, ch, ea

Tues., 3/24

ee, e, ck, c, k

Wed., 3/25

ou, oo, ow, o, u

Thurs., 3/26

er, ir, ur, wor, ear

Spalding Sentences Teaching Master
Thursday., 3/26

<u>word</u>	<u>sentence</u>	<u>word</u>
street	Don't play in the <u>street</u> .	street
live	We <u>live</u> in Arizona.	live
live	A <u>live</u> dinosaur is at the park.	live
soft	The rabbit is very <u>soft</u> .	soft
stay	The dog will <u>stay</u> in the yard.	stay
my	This is <u>my</u> pencil.	my
go	The rocket will <u>go</u> to Mars.	go
gone	The cookies are all <u>gone</u> !	gone
spent	I <u>spent</u> all my money.	spent
up	The balloon went up.	up
upon	The book is upon the shelf.	upon
could	It could rain today.	could
would	I would like to play a game.	would
should	I should eat fruit.	should
five	You have five toes.	five
river	We floated in the river.	river
track	He ran around the track.	track
black	The black puppy barked.	black
brown	I rode the brown horse.	brown

town	What town is this?	town
time	I can tell time.	time
have	She will have fun at the beach.	have
blue	The sky is blue.	blue
chance	There is a chance it will rain.	chance
change	Can I change places with you?	change
little	This is my little brother.	little
are	We are good friends.	are

Reading Homework

3-minute reading solution that practices leveled reading fluency.

Instructions:

1 minute – Student reads their passage for 1 minute

1 minute – The listener shows the student their mistakes

1 minute – Student re-reads their passage for 1 minute

Student graphs their progress.

Repeat each night.

New Year's Day

0 The first day of a new year is a holiday in many
12 countries. New Year's Day is a time to say good-bye to the
25 old year. It is a time to welcome the new year. People all
38 over the world celebrate New Year's in many ways.

47 In the U.S., New Year's Day is January 1. It is the first
60 day of the new calendar year. People celebrate by having
70 parties. They also watch parades and go to football games.

80 In Japan, New Year's Day is also January 1. Their
90 celebration lasts for three days. The date for the Chinese
100 New Year is different each year. Some years it starts in
111 January. In other years, it starts in February. The Chinese
121 celebration lasts for one month. The Jewish New Year
130 starts in either September or October. The celebration lasts
139 for ten days. It begins at sundown of the first day. It ends
152 at sundown of the last day.

158 People have been celebrating New Year's Day for
166 thousands of years. It is a time to reflect on the past and
179 look forward to the future.

184

170.3

Total Words Read _____

- Errors _____

= CWPM _____

Why Do Leaves Change Color?

A Reading A-Z Level J Leveled Book
Word Count: 320

LEVELED BOOK • J

Why Do Leaves Change Color?

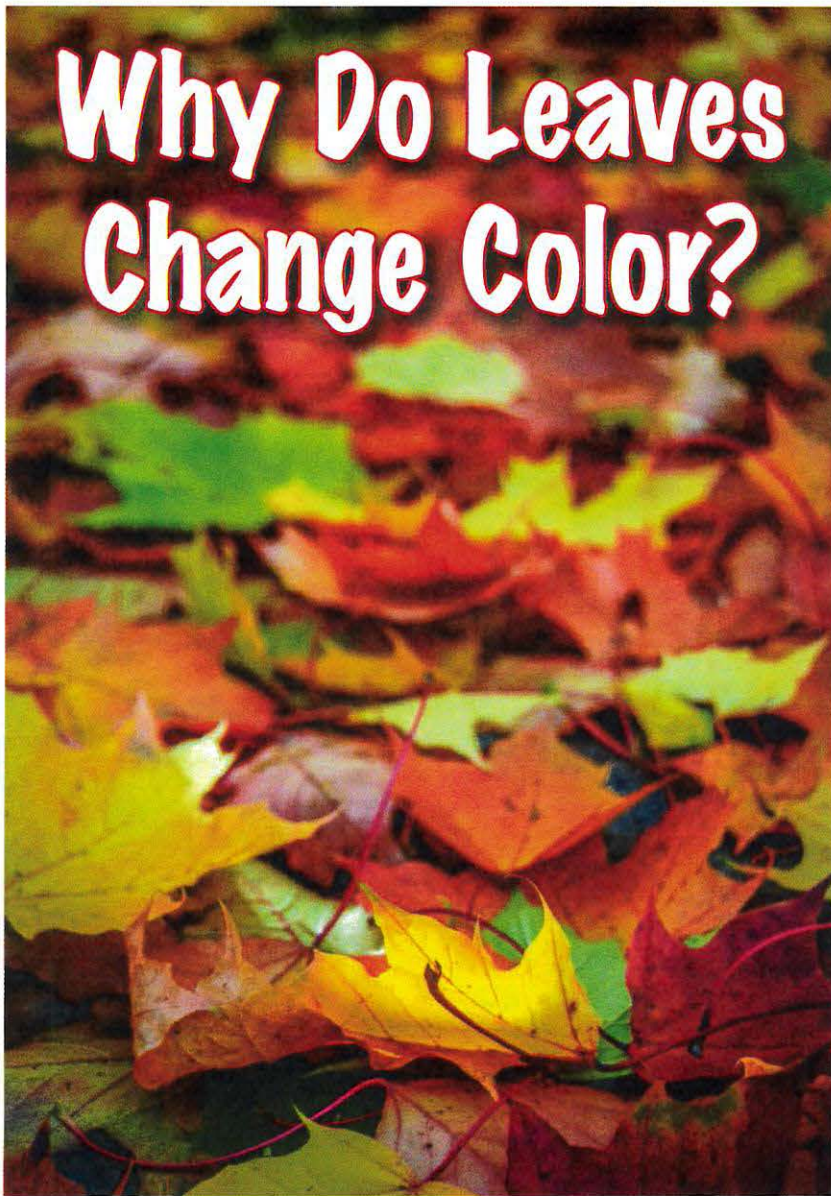
**Multi
LEVEL
G•J•M**

**Reading A-Z**

Visit www.readinga-z.com
for thousands of books and materials.

Written by Kira Freed

www.readinga-z.com



Why Do Leaves Change Color?

Written by Kira Freed

www.readinga-z.com

Photo Credits:

Front cover, back cover: © Elena Elisseeva/iStock/Thinkstock; title page: © mrdoomits/iStock/Thinkstock; page 3: © Evgeniy Zaharov/iStock/Thinkstock; page 4: © Hiroya Minakuchi/Minden Pictures; page 5 (top left): © David Hosking/FLPA/Minden Pictures; page 5 (top right): © Frank Sommariva/imagebroker/Corbis; page 5 (bottom left): © Rsooll/Dreamstime.com; page 5 (bottom right): © Johan de Meester/ardea.com; page 8: © Jupiterimages/BananaStock/Thinkstock; page 9: © soleg/iStock/Thinkstock; page 10: © Rdavidthomas/Dreamstime.com; page 11: © waldru/iStock/Thinkstock; page 12: © Craig Tuttle/Design Pics/Corbis; page 13: © Evgeniya Tipyashina/Dreamstime.com; page 14: © Lane Erickson/Dreamstime.com; page 15: © Ingrid Prats/Dreamstime.com

Why Do Leaves Change Color?
Level J Leveled Book
© Learning A-Z
Written by Kira Freed

All rights reserved.

www.readinga-z.com

Correlation

LEVEL J

Fountas & Pinnell	J
Reading Recovery	17
DRA	18



Table of Contents

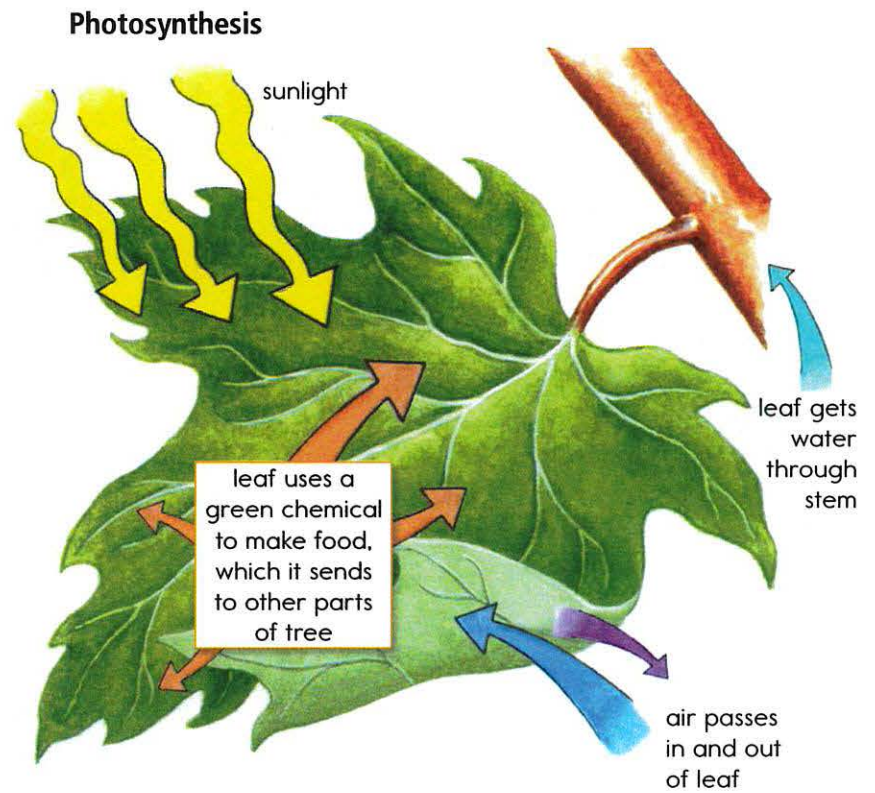

So Many Colors	4
Making Food	6
Summer	8
Fall	10
Winter	13
Spring	14
Glossary	16



A fall forest has many colors.

So Many Colors


Why are the **leaves** on trees different colors? What makes them **change** color?



Making Food

Leaves use sunlight, water, and air to make food for the tree. This way of making food is called **photosynthesis**. A **chemical** that helps leaves make food also makes them green.

Animal Food Starts with Plants



Almost all life on Earth depends on photosynthesis.

Photosynthesis is important to animals as well as plants. Some animals eat plants. Other animals eat those animals. Without photosynthesis, neither kind of animal would have food.




It may not look like it, but this tree is working hard.

Summer


Summer is playtime. For the leaves of many trees, however, it's work, work, work! The Sun is shining. The leaves are making food for the trees. The trees **store** any extra food deep inside. The stored food will help them get through winter.

Leaves are green in summer because they are making food. Leaves also have orange, yellow, or brown colors inside them. During summer, those other colors are hidden by the green color.



Do You Know?


The same chemical that makes leaves orange is also found in carrots, tomatoes, and sweet potatoes. The same chemical that makes leaves red is also found in berries, cherries, plums, and red cabbage.



Shorter, cloudier days mean less food for trees in fall.

Fall

Many places get colder in **fall**. The days get shorter, and the nights get longer. Trees get less sunlight, so photosynthesis slows down.



Other colors are hidden beneath the green.

Over time, leaves stop making the green chemical, so they lose their green color. When that happens, the hidden orange, yellow, and brown colors start to show. Leaves also start making a red color at this time.



An early freeze can harm a tree.


Once it gets cold enough to freeze at night, the trees drop their leaves. They do this to keep themselves safe. If the leaves freeze while still on the trees, the trees can be hurt.



Trees must live on saved food during winter.

Winter


Trees that drop their leaves are bare in winter. They use the stored food to get through the cold days and colder nights.



New leaves take the place of the old ones in spring.

Spring

Spring comes before long. Ice and snow melt, and the rains come. The Sun shines, and tiny leaves grow from branches.



Spring sunshine turns a forest green again.

Once again, the leaves use sunlight, water, and air to make food. The cycle begins again.

Glossary

- change** (v.) to become different (p. 4)
- chemical** (n.) something made by a chemical process (p. 6)
- fall** (n.) the season between summer and winter, when temperatures get cooler and days get shorter (p. 10)
- leaves** (n.) the parts of plants that grow on stems or branches and use light to make food for the plants (p. 4)
- photosynthesis** (n.) the process by which chlorophyll in plant cells transforms sunlight, water, air, and nutrients into food (p. 6)
- store** (v.) to keep or collect something to use later (p. 8)

Trees
by Sarah Coleridge

The Oak is called the king of trees.

The Aspen quivers in the breeze.

The Poplar grows up straight and tall.

The Peach tree spreads along the wall.

The Sycamore gives pleasant shade.

The Willow droops in watery glade.

The Fir tree useful in timber gives.

The Beech amid the forest lives.

Tuesday- Friday Vocabulary Matching Game

Droops	To tilt or hang downward
Pleasant	Having qualities that give pleasure
Glade	An open space surrounded by trees
King	A male ruler
Quivers	To move in a slightly shaking way
Timber	Wood that is good for building

Thursday Math Journal:

Would you Rather...

Install and maintain an electric hand dryer or a paper towel dispenser in a public washroom?







h/t @HRSBmathematics

Defend your answer.

Thursday math puzzle

Find a reason each item does not belong. Defend and explain your answer.



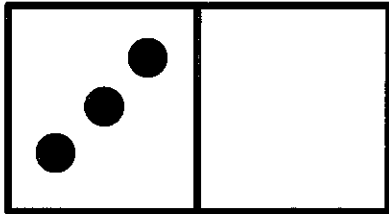
Name _____

B

part part WHOIE

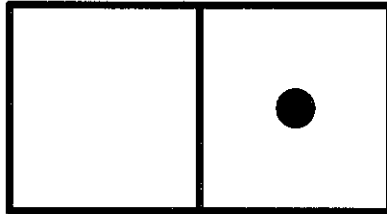
Finish the ways to make each number.

7



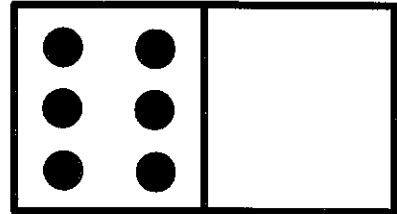
_____ and _____

5



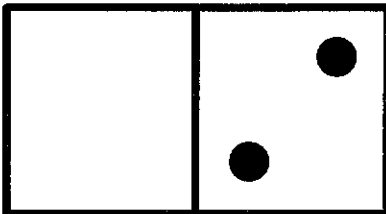
_____ and _____

8



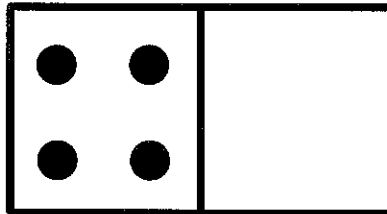
_____ and _____

4



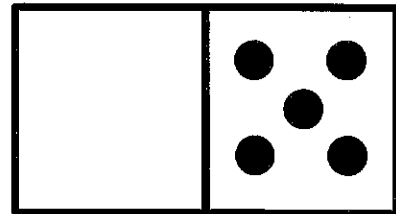
_____ and _____

9



_____ and _____

6




_____ and _____

This was:
(Circle one)

Easy

Just Right

Hard



**Leaves have texture too!
Use a crayon to do a rubbing
of a leaf.**