

Third Grade Math Word Problem of the Day: Week of March 23, 2020

Friday Word Problem

John read 63 pages in his book, which was $\frac{7}{8}$ of the entire book. How many pages are in the book altogether?

Bar Model:



Solve:

Answer: _____

Third Grade Math Activity of the Day: Week of March 23, 2020

Name: _____ #: _____ Date: _____

Friday Math Activity




Fraction Avenue



Congratulations! You have just moved to Fraction Avenue, which is a street full of fractions. Use the following information to complete the map of your new street.

- $\frac{1}{8}$ of the houses are for sale
- There are trees in the front yard of $\frac{1}{2}$ of the houses
- $\frac{2}{8}$ of the homes have dogs outside.
- You can see a person in $\frac{1}{4}$ of the windows
- $\frac{3}{8}$ of the homes have a red door
- There are cars parked outside of $\frac{3}{4}$ of the houses
- $\frac{6}{8}$ of the houses have a blue roof




Bonus

Write your own fraction problems on the back and add those details to your neighborhood too!


Friday

Journal Prompt: The picture below represents 6 wholes. Each blue circle represents one whole, while the circle with the yellow is a fraction of a whole. However, part of the picture is covered by a “splat!”. Draw what is being covered by the “splat!”. Explain your thinking in writing.



Reflection: _____

Third Grade Math Activity of the Day: Week of March 23, 2020



Demonstrating the Beat

Instructions: Students, turn on some music and show the beat with your body (e.g. pat hands on lap, clap hands, march, hop, bounce, tap toes, etc.). Parents, for more ideas of movement prompts, refer to the documents below.

Suggesting Musical Selections: For the purpose of this exercise, any music with a steady beat will suffice. However, I have listed and linked some suggestions below that demonstrate beauty and virtue.

- Suite No. 3 in D, BWV 1068: Gigue (J.S. Bach)
<https://youtu.be/6MbI6ASrRAI>
- Suite No. 4 in D, BWV 1069: Gavotte (J.S. Bach)
<https://youtu.be/Ol29YJE8J-o>

Note Values Worksheet

Instructions: Complete the worksheet.

Notes: The worksheet calls for the use of different colored crayons or other writing utensils. If these are not available, substitute drawing shapes for the colors, as listed below.


RED = triangle


BLUE = square


GREEN = circle


ORANGE = "x"


Note Values Worksheet

Circle the eighth notes in a **RED**. 

Circle the quarter notes in **BLUE**. 

Circle the half notes in **GREEN**. 


Circle the whole notes in **ORANGE**. 





Rhythm Reading Worksheet


Instructions: Complete the worksheet. Once the worksheet is completed, create your own rhythms to read aloud.

Friendly Reminders:

 = ti-ti

 = ta

 = to-o

 = to-o-o-o

Rhythm Reading

Directions:

1) Draw a circle around all rhythms that contain only one type of note.

(example: )

2) Read all the rhythms aloud.

(Begin slowly and speed up as you become more comfortable.)



Rhythm Reading


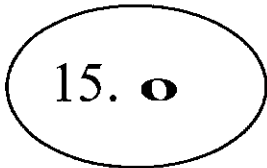
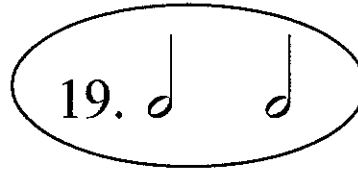
Directions:

3) Draw a circle around all rhythms that contain only one type of note.
















(example:  )

4) Read all the rhythms aloud.

(Begin slowly and speed up as you become more comfortable.)



Instructions: Fill in the blanks with the Spanish words provided in the vocabulary list. Each word is only used once.

 _____	 _____	 _____
 _____	 _____	 _____
 _____	 _____	 _____
 _____	 _____	 _____
 _____	 _____	 _____

► Busca las palabras. Encierra las palabras en un círculo.

mascotas hámster conejos pájaros tortuga
peces perros gato lento rápido

r m a s c o t a s a c p
p n j l n c v s r t o a
h á f p e r r o s o n j
á v j a u o p p i r e r
m o f a n e q o h t j s
s x c n r e j d i u o o
t v g c z o á n e g s m
e n p a f o s x s a o a
r r b k t n b c l y b s
n n m n j o j c e n l p
o p e c e s a l m i a e
n l r á t r á p i d o c

Descubre el español con Santillana Level D © Santillana USA