

Thursday

MATH

Word problem math journal prompt:

For each of the following expressions, write a thoughtful, realistic word problem that could be solved with that expression. Be creative but practical!

$$(4 \times 5) - 2$$

$$2\frac{5}{6} \times \frac{1}{2}$$

$$1.28 + 9.16$$

Thursday KenKen puzzles

3+	8+		3
		2-	
7+	3+		3-
	1-		

3-	2÷		3
	6×		3+
3	3-		
5+		3-	

Decimal worksheet



Estimating Multiplication w/Decimals

Name: _____

Use the decimal placement to estimate the product.

Answers

1) $9.94 \times 6.6 =$ A. 65.604 B. 0.656 C. 656.040 D. 6,560.400	1. _____
2) $4.3 \times 3.866 =$ A. 0.1662 B. 16.6238 C. 1,662.3800 D. 166.2380	2. _____
3) $6.3 \times 1.682 =$ A. 10.5966 B. 105.9660 C. 0.1060 D. 1,059.6600	3. _____
4) $3.354 \times 2.4 =$ A. 804.9600 B. 0.0805 C. 80.4960 D. 8.0496	4. _____
5) $8.65 \times 0.4 =$ A. 346.000 B. 34.600 C. 3.460 D. 0.035	5. _____
6) $2.12 \times 0.887 =$ A. 18.80440 B. 0.01880 C. 188.04400 D. 1.88044	6. _____
7) $4.476 \times 0.9 =$ A. 0.0403 B. 402.8400 C. 40.2840 D. 4.0284	7. _____
8) $3.115 \times 8.53 =$ A. 265.70950 B. 2,657.09500 C. 26.57095 D. 0.26571	8. _____
9) $4.7 \times 4.23 =$ A. 0.199 B. 198.810 C. 1,988.100 D. 19.881	9. _____
10) $8.5 \times 0.61 =$ A. 0.052 B. 5.185 C. 51.850 D. 518.500	10. _____
11) $3.23 \times 0.781 =$ A. 252.26300 B. 0.02523 C. 25.22630 D. 2.52263	11. _____
12) $0.137 \times 5.3 =$ A. 0.0073 B. 0.7261 C. 72.6100 D. 7.2610	12. _____

$$3 \times 7$$


Repeated Addition

Equal Groups

Meaning

_____ groups of _____ = _____

Array / Area Model



Write a word problem to represent this math fact:

$$64 \div 8$$

**Repeated
Subtraction**

Equal Groups


Meaning

split into

equal parts

=

Array/ Area Model



Write a word problem to represent this math fact:

ELA

Literature: Daniel and the Lions' Den --Daniel 6:1-18.

Please read the Bible passage and then answer the following questions in complete sentences.

1. Under King Darius, Daniel is appointed as a high official. Why do the other high officials want to find fault in Daniel?

2. What is the plan that the officials come up with in order to get Daniel in trouble? Why does King Darius decide to throw Daniel in the lions' den?

3. What does the king wish for Daniel as he throws him in the den?

Grammar:

Please parse and diagram the following sentences.

Remember: some sentences have multiple clauses! To find these clauses, always locate the verbs and subjects first. A clause contains a subject and a verb; a prepositional phrase does not contain a verb!

1. In my opinion, Daniel is brave.

2. Walt Whitman is a poet, and he wrote a poem about Lincoln.

3. She laughed after he told the joke.

Spalding:

This week we are reviewing commonly missed words. Monday through Wednesday, you will complete 3 dictations, just like regular homework. A parent or sibling will say each word and a sentence using it, you will write the word for spelling, in its syllables and with markings. After dictating and writing the ten words, check your markings, make corrections, and cover that list until you have done this 3 times. Thursday, you will write all 30 words once.

See attached list of Spalding words to complete today's assignment.

SCIENCE

Read attached document- Chapter 3: Earth's Movement. Complete pages 119-121.

ART

PE (Same as Monday)

Learning Activity 1: Aerobic Activity (12 minutes)

Instructions: Continuous running, skipping, walking. This can be done with a ball such as soccer / basketball dribbling or just random movement. This can also be achieved by riding a bike or hiking if that is a possibility.

Learning Activity 2: Strength Training (6 minutes)


Instructions: Push ups - 3 push ups per set repeated 3 times. Focus on straight body and elbows bent, allowing the chest to drop to 3 inches from ground.

Instructions: Sit ups - 10 sit ups per set repeat for 3 sets. Lie on ground with feet flat on ground and knees up, hands by side of head. Best if someone can anchor feet in place

Learning Activity 3: Balance (5 minutes)

Instructions: Hopscotch

- Use chalk to draw a hopscotch pattern on the ground or use masking tape on the floor.
- Create a diagram with eight sections and number them.
- Each player has a marker such as a stone, bottlecap, shell, button, etc.
- For younger children simply hopping across the single versus double squares can provide hours of fun.
- The first player stands behind the starting line to toss his or her marker in square one.
- Hop over square one to square two and then continue hopping to square eight, turn around, and hop back again.
- Pause in square two to pick up the marker, hop in square one, and out.
- Then continue by tossing the stone in square two.
- All hopping is done on one foot unless the hopscotch design is such that two squares are side-by-side in which case two feet can be placed down with one in each square.
- A player must always hop over any square where a marker has been placed.
- Getting out: A player is out if the marker fails to land in the proper square, the hopper steps on a line, the hopper loses balance when bending over to pick up the marker and puts a second hand or foot



down, the hopper goes into a square where a marker is, or if a player puts two feet down in a single box.

- The player puts the marker in the square where he or she will resume playing on the next turn, and the next player begins.

Daily Rubric: Give yourself a check mark in each box at the end of each day. Then, give yourself a pat on the back! You did it! Nice work!

Thursday, 3/26	<ul style="list-style-type: none"><input type="checkbox"/> <input type="checkbox"/> I spent between 120-140 minutes on the daily activities. <input type="checkbox"/><input type="checkbox"/> I read all directions before I asked for more help. <input type="checkbox"/><input type="checkbox"/> If required, I wrote all of my answers in complete, cursive sentences. <input type="checkbox"/> I double-checked my written answers to check for capitalization, punctuation, and correct grammar usage. <input type="checkbox"/><input type="checkbox"/> My handwriting is neat and can be read by both me and another adult. <input type="checkbox"/><input type="checkbox"/> I read for at least 20 minutes today. <input type="checkbox"/><input type="checkbox"/> I put in my best effort today. I am proud of myself, and I know my teacher would be proud of me, too.<input type="checkbox"/> I asked my parents to review my work and sign-off here once all of it was completed for the day. x _____
-------------------	---



Archway Classical Academy, Cicero
Spalding Homework 3-5

Grade: 5 Week: 24 Day of Week: Wednesday (Mon/Tue/Wed)

Dear Parents,
Please dictate the following 10 words to your child. Say each word, then say it in a sentence, and then say the word again. Your child writes the *word*, *markings*, and *rules*, as seen below. You will then help your child make appropriate corrections, immediately, before moving on to the next word. When you complete all 10 words, your child will need to fold their blank sheet of paper so the words do not show. Repeat this entire process 2 more times, so each word has been practiced a total of 3 times, but the words have never been copied. Thank you!

tru ly r. 4, 6
who ³ se ⁵
at tempt r. 29
con si der
pie ce r. 12
sys tem
ab sence ³
ma jor i ty r. 6
un for tu nate r. 4, 11
ses sion r. 14, 15

Further Instructions:
Child should label his/her paper with the title *Spalding Homework*, as well as write his/her name, grade/section, and date. The intention of Spalding homework is to practice applying phonogram knowledge and rules to spelling, as well as practice proper letter formation. Please instruct your child to use his/her best handwriting and to re-write any words that were not written with care.

Teacher/Admin Only: (Initial)
Words written by: _____ Proofed by _____ Approved by _____



Archway Classical Academy, Cicero
Spalding Homework 3-5

Grade: 5 Week: 24 Day of Week: Thursday

Dear Parents,
Please dictate the following 30 words to your child. Say each word, then say it in a sentence, and then say the word again. Your child writes the *word* only, as seen below. He/she does not include the *markings* or *rules* they learned in class. You will then help your child make appropriate corrections, immediately, before moving on to the next word. Please make sure your child is not copying the words from this homework page, but you are reading them to your child. Thank you!

led	address	tru ly
fifth	several	whose
reason	their	attempt
friend	treasure	consider
nearly	investigate	piece
arrange	certain	system
written	conference	absence
interest	business	majority
pleasant	citizen	unfortunate
therefore	elaborate	session

Further Instructions:
Child should label his/her paper with the title *Spalding Homework*, as well as write his/her name, grade/section, and date. The intention of Spalding homework is to practice applying phonogram knowledge and rules to spelling, as well as to practice proper letter formation. Please instruct your child to use his/her best handwriting and to re-write any words that were not written with care.

Teacher/Admin Only: (Initial)
Words written by: _____ Proofed by _____ Approved by _____