

Tuesday KenKen Puzzles

Let's try a puzzle with all of the operations. *Remember you can do hard things with effort and the right strategies!*

+ - × ÷

3×		2÷	
	12×		8+
2÷	1-		
		1	

21-11 www.kenken.com

Optional Challenge Puzzle:

+ - × ÷ **Challenging**

1-		3-	6+
2÷	12×		
2-		2÷	

21-12 www.kenken.com

Come back to it later if you get stuck!

Tuesday Decimal Review Sheet:

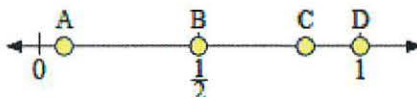
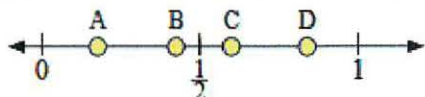


Finding Decimals on a Numberline

Name: _____

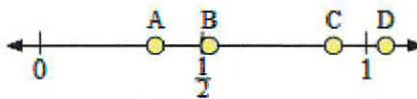
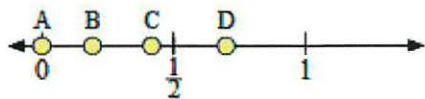
Use the number lines to answer the questions.

Answers



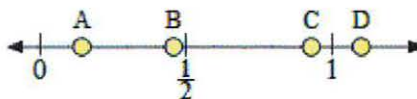
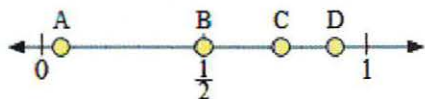
- 1) Which letter best represents the location of 0.6?
- 2) Which letter best represents the location of 0.84?

- 3) Which letter best represents the location of 1.00?
- 4) Which letter best represents the location of 0.08?



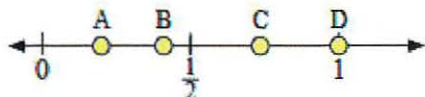
- 5) Which letter best represents the location of 0.0?
- 6) Which letter best represents the location of 0.70?

- 7) Which letter best represents the location of 0.90?
- 8) Which letter best represents the location of 0.52?



- 9) Which letter best represents the location of 0.5?
- 10) Which letter best represents the location of 0.06?

- 11) Which letter best represents the location of 1.10?
- 12) Which letter best represents the location of 0.93?



- 13) Which letter best represents the location of 0.2?
- 14) Which letter best represents the location of 0.41?

- 15) Which letter best represents the location of 0.4?
- 16) Which letter best represents the location of 0.26?

1. _____
2. _____
3. _____
4. _____
5. _____
6. _____
7. _____
8. _____
9. _____
10. _____
11. _____
12. _____
13. _____
14. _____
15. _____
16. _____

5 x 6


Repeated Addition

Equal Groups

Meaning

_____ groups of _____ = _____

Array / Area Model



Write a word problem to represent this math fact:

$$32 \div 4$$

Repeated
Subtraction

Equal Groups


Meaning

split into

equal parts

=

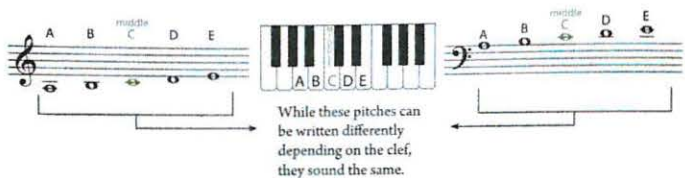
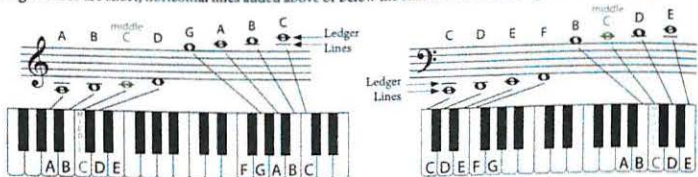
Array/ Area Model



Write a word problem to represent this math fact:

Ledger Lines

Ledger Lines are short, horizontal lines added above or below the staff to extend the range of notes of the staff.



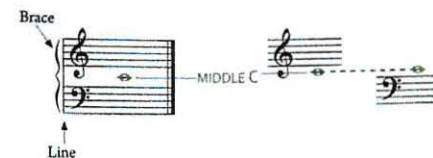
STUDENT ASSIGNMENT

1. Write the note name in the blank provided below each note.

a)
 b)
 c)
 d)

Grand Staff

The Grand Staff connects the treble and bass clef staves with a line and a brace. Middle C, notated with a ledger line, connects these two staves.



STUDENT ASSIGNMENT

1. Trace the four steps to creating a grand staff. Then create three grand staves of your own. Be sure to include a line, a brace, a treble clef, and a bass clef.

2. Write the note name in the blank provided below each note.

ELA

Literature: The Handwriting on the wall - Daniel 5:1-12

Please read the Bible passage and then answer the following questions in complete sentences.

1. What strange event happens during King Belshazzar's feast? How does the king respond?

2. What suggestion does the queen make to King Belshazzar?

Grammar:

Please parse and diagram the following sentences.

Remember:

- A sentence may have more than one verb. Be sure to label what kind of verb it is! (helping, linking, being, or action)
- Adverbs tell: when, where, why, how, how often, to what extent. Adverbs can modify verbs, adjectives, or other adverbs.
- Adjectives tell: which one, what kind, how many, whose
- If you encounter a prepositional phrase, ask yourself whether it is acting like an adjective or an adverb.

1. Harry has not been listening very carefully.

2. The lamp with the crooked shade leaned against the wall.

3. Throw a rope to me!

Name _____

Date _____

Activity Page 1.1 (Page 1 of 2)

Use with Lesson 1.

Exploring Space, Part 1

Each of the following tools has helped us learn more about space. Choose one from the list below. Use library resources to research the technology and advancements that made the tool possible, or internet

land-based telescope

space-based telescope

space probe

rover

human-made satellite

International Space Station

Which advancement did you choose? _____

Complete the chart to explain how your advancement has contributed to human understanding of space.

What is it?	
When was it first invented or established?	
What does it do?	
What discoveries has it helped scientists to make?	

Activity Page 1.1 (Page 2 of 2)

Use with Lesson 1.

Exploring Space, Part 2

Each of the following objects exists in outer space. Choose one from the list below. Use the library's resources to research that object.

or the internet

star

planet

moon

dwarf planet

asteroid/meteoroid

Which space object did you choose? _____

Complete the chart to describe your space object.

What is it?	
When was it first discovered?	
Where in space is it located?	
What are its characteristics?	

Name _____

Date _____

Activity Page 2.1 (Page 1 of 2)

Use with Lesson 2.

Objects in the Solar System

Our solar system contains many objects, including planets. Complete the table to describe the planets. In the last column, list three or more characteristics that describe each planet.

The first example has been done for you.

Planet	Name its position from the sun.	Describe some of its characteristics.
Mercury	first	very hot; rocky; short revolution period around the sun; very small; has no moon
Venus		
Earth		
Mars		
Jupiter		
Saturn		
Uranus		
Neptune		

What are some other objects that exist in the solar system?

Activity Page 2.1 (Page 2 of 2)

Use with Lesson 2.

Complete the table with the characteristics of each of the following celestial objects.

The first example has been done for you.

Object	Describe characteristics.
moon	a natural satellite that orbits a planet, which orbits a star; smaller than a planet
asteroid	
meteoroid	
meteor	
comet	
gases	
dwarf planet	

Spalding:

This week we are reviewing commonly missed words. Monday through Wednesday, you will complete 3 dictations, just like regular homework. A parent or sibling will say each word and a sentence using it, you will write the word for spelling, in its syllables and with markings. After dictating and writing the ten words, check your markings, make corrections, and cover that list until you have done this 3 times. Thursday, you will write all 30 words once.

See attached list of Spalding words to complete today’s assignment.

SCIENCE

Read pgs. 1-6, activity pages 113 & 114. There are additional activities that you can work on if you would like, but you do not have to complete the additional pages.

MUSIC

Read the top of **page 14** in the attached document to learn about Ledger Lines. Write the names of the notes in the blanks provided below each note.

SPANISH

Day 1 Activity 1- Practice the vocabulary list below.

Vocabulary List

1. desayuno	1. Breakfast
2. almuerzo	2. Lunch
3. cena	3. Dinner
4. postre	4. Dessert
5. arroz	5. Rice
6. carne	6. Meat
7. ensalada	7. Salad
8. flan	8. Caramel custard
9. fruta	9. Fruit
10. frijoles	10. Beans
11. galleta	11. Cookie
12. helado	12. Ice cream
13. huevo	13. Egg
14. maíz	14. Corn
15. manzana	15. Apple

16. pastel	16. Pie
17. pavo	17. Turkey
18. plátano	18. Banana
19. pollo	19. Chicken
20. queso	20. Cheese
21. sopa	21. soup
22. toronja	22. Grapefruit
23. torta	23. Cake
24. tortilla	24. Tortilla
25. verduras	25. Vegetables
26. yogur	26. Yogurt
27. zanahoria	27. Carrot
28. café	28. Coffee
29. jugo de naranja	29. Orange juice
30. leche	30. Milk
31. limonada	31. Lemonade
32. refresco	32. Refreshment
33. té	33. Tea
34. frío	34. Cold
35. ejercicio	35. Exercise
36. nutritivo(a)	36. Nutritious
37. saludable	37. Healthy
38. sano(a)	38. Healthy (person)
39. beber	39. To drink
40. tener	40. To have
41. hambre	41. Hungry
42. sed	42. Thirsty

Day 1 Activity 2- Fill in the blanks using the word bank below it.

1. Breakfast	
2. Lunch	
3. Dinner	
4. Dessert	
5. Rice	
6. Meat	
7. Salad	
8. Caramel custard	
9. Fruit	
10. Beans	
11. Cookie	
12. Ice cream	
13. Egg	
14. Corn	
15. Apple	
16. Pie	
17. Turkey	
18. Banana	
19. Chicken	
20. Cheese	
21. Soup	
22. Grapefruit	
23. Cake	
24. Tortilla	
25. Vegetables	
26. Yogurt	
27. Carrot	

28. Coffee	
29. Orange juice	
30. Milk	
31. Lemonade	
32. Refreshment	
33. Tea	
34. Cold	
35. Exercise	
36. Nutritious	
37. Healthy	
38. Healthy (person)	
39. To drink	
40. To have	
41. Hungry	
42. Thirsty	

Word Bank

1. leche	22. huevo
2. café	23. cena
3. beber	24. manzana
4. plátano	25. toronja
5. jugo de naranja	26. zanahoria
6. té	27. frijoles
7. almuerzo	28. sano(a)
8. frío	29. ejercicio
9. pavo	30. fruta
10. hambre	31. queso
11. sed	32. flan
12. tener	33. arroz
13. ensalada	34. limonada

14. desayuno	35. sopa
15. postre	36. refresco
16. carne	37. pollo
17. nutritivo(a)	38. saludable
18. galleta	39. torta
19. yogur	40. helado
20. maíz	41. tortilla
21. pastel	42. verduras

Daily Rubric: Give yourself a check mark in each box at the end of each day. Then, give yourself a pat on the back! You did it! Nice work!

Tuesday, 3/24	<input type="checkbox"/> <input type="checkbox"/> I spent between 120-140 minutes on the daily activities. <input type="checkbox"/> <input type="checkbox"/> I read all directions before I asked for more help. <input type="checkbox"/> <input type="checkbox"/> If required, I wrote all of my answers in complete, cursive sentences. <input type="checkbox"/> I double-checked my written answers to check for capitalization, punctuation, and correct grammar usage. <input type="checkbox"/> <input type="checkbox"/> My handwriting is neat and can be read by both me and another adult. <input type="checkbox"/> <input type="checkbox"/> I read for at least 20 minutes today. <input type="checkbox"/> <input type="checkbox"/> I put in my best effort today. I am proud of myself, and I know my teacher would be proud of me, too. <input type="checkbox"/> I asked my parents to review my work and sign-off here once all of it was completed for the day. <div style="text-align: right;"> x _____ </div>
------------------	--



Archway Classical Academy, Cicero
Spalding Homework 3-5

Grade: 5 Week: 04W1 Day of Week: Monday (Mon/Tue/Wed)

Dear Parents,

Please dictate the following 10 words to your child. Say each word, then say it in a sentence, and then say the word again. Your child writes the word, markings, and rules, as seen below. You will then help your child make appropriate corrections, immediately, before moving on to the next word. When you complete all 10 words, your child will need to fold their blank sheet of paper so the words do not show. Repeat this entire process 2 more times, so each word has been practiced a total of 3 times, but the words have never been copied. Thank you!

led
fifth
rea ² son
friend
near ² ly n.6
ar ² range n.29
writ ² ten n.9
in ² ter ² est
ple ² n ² ant n.11
thir ² e ² fore

Further Instructions:

Child should label his/her paper with the title *Spalding Homework*, as well as write his/her name, grade/section, and date. The intention of Spalding homework is to practice applying phonogram knowledge and rules to spelling, as well as practice proper letter formation. Please instruct your child to use his/her best handwriting and to re-write any words that were not written with care.

Teacher/Admin Only: (Initial)

Words written by: _____ Proofed by: _____ Approved by: _____



Archway Classical Academy, Cicero
Spalding Homework 3-5

Grade: 5 Week: 04W2 Day of Week: Tuesday (Mon/Tue/Wed)

Dear Parents,

Please dictate the following 10 words to your child. Say each word, then say it in a sentence, and then say the word again. Your child writes the word, markings, and rules, as seen below. You will then help your child make appropriate corrections, immediately, before moving on to the next word. When you complete all 10 words, your child will need to fold their blank sheet of paper so the words do not show. Repeat this entire process 2 more times, so each word has been practiced a total of 3 times, but the words have never been copied. Thank you!

ad ² dress n.29
se ² ver ² al
thir ² e
tr ² ie ² ce ² ure
in ² ves ² ti ² gate
cer ² tain n.2
con ² fer ² ence ²
bus ² i ² ness n.24,17
cit ² izen n.2,24
e ² lab ² o ² rate ² n.4

Further Instructions:

Child should label his/her paper with the title *Spalding Homework*, as well as write his/her name, grade/section, and date. The intention of Spalding homework is to practice applying phonogram knowledge and rules to spelling, as well as practice proper letter formation. Please instruct your child to use his/her best handwriting and to re-write any words that were not written with care.

Teacher/Admin Only: (Initial)

Words written by: _____ Proofed by: _____ Approved by: _____