



Friday
LESSONS
Grade 1
March 30th – April 3rd, 2020

Friday

- **English Language Arts**

- Learning Activity:

- Spalding: 5 words and a sentence using some of the words.(Printing Optional)
- Instructions:
 - Spalding: see Monday's instructions
- Reading: read 20 minutes; included is the 6 minute solution passage *Fish: Water Pets* (Lessons)

- **Mathematics**

- Learning Activity: Would You Rather Activity. (Lessons)
- Instructions: Pick which option you would rather have and explain your answer on a separate sheet of paper.

- Learning Activity: Which Does Not Belong Activity. (Printing Optional)
- Instructions: Make an argument why one of the four items does not belong. You can actually make an argument for all four different options!

- Learning Activity: Math Facts practice (Printing Optional)
- Instructions: Complete the subtraction worksheet

- **History**

- Learning Activity: American Symbols, The Statue of Liberty (Printing Optional)
- Instructions: Read aloud the Statue of Liberty page. Copy the sentence in your best handwriting.

- **Music**

- Learning Activity 1: Demonstrating the Beat (Lessons)

- Instructions: Play music for your student and have the student show the beat with his body (e.g. pat hands on lap, clap hands, march, hop, bounce, tap toes, etc.).
- Suggested Musical Selections: For the purpose of this exercise, any music with a steady beat will suffice. However, I have listed and linked some suggestions below that demonstrate beauty and virtue.
 - Suite No. 3 in D, BWV 1068: Gigue (J.S. Bach)
 - Suite No. 4 in D, BWV 1069: Gavotte (J.S. Bach)
 - The Nutcracker: Overture (Peter Tchaikovsky)
 - Rodeo: Hoe-Down (Aaron Copland)

*For use during at-home Spring 2020 instruction only

- Learning Activity 2: Make an Instrument: Shaker (Lessons)
 - Instructions: Find a container and a filler to create a homemade shaker. Have the student make the shaker and then use the shaker to play a song or keep the beat while he is singing a song.
 - The container can be anything that seals (ex. soda or juice bottle, tupperware, toilet paper tube with ends sealed, etc.).
 - The filler is anything that can make noise inside of the container (ex. rice or beans, buttons, pebbles, etc.)
 - Note: If the container is too full it will not make as much noise. The container should be $\frac{1}{3}$ to $\frac{1}{2}$ full.

- **Spanish**
 - Learning Activity: Practice (Printing Optional)
 - Instructions:
 - Activity 1: Choose the picture.
 - Instructions: Choose the picture and check the box that matches the vocabulary word shown.
 - Activity 2: Cut and color.
 - Instructions: Cut the phrases and glue them above the matching picture. Or, write the sentences above the matching picture. Then, color.

Fish: Water Pets

0 There are many kinds of fish. Some live in cold water.
11 Others live in warm water.

16 Goldfish make good pets. They live in cold water. It
26 is easier to take care of coldwater fish. Goldfish are fun to
38 watch. They like to jump. They also like to splash.

48 Goldfish become excited when it is meal time. They
57 swim very fast. Goldfish eat special fish food. They also
67 eat vegetables. Peas are good for goldfish.

74 Like all pets, goldfish need special care. You will need
84 to have a big fish tank for your fish. There should be a
97 lid on the tank. The lid will keep the fish safe inside. Do
110 not put too many fish together in one tank. Goldfish need
121 room to grow.

124 Goldfish, like other fish, need clean water in their
133 tank. You will need to clean the fish tank often.

143 If you take good care of your goldfish, it will live for
155 many years.


157

150.6

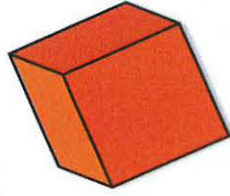



Total Words Read _____

- Errors _____

= CWPM _____



Would you
rather



OR

count to 1000

count to 1000

by 5s

by 10s

Friday, April 3, 2020

1st Grade Musicians, today we are going to listen to music, and show the heartbeat with our bodies. Then, we are going to make an instrument from materials you can find at home!

Happy music making!

Miss Hendricks

Activity #1: Find the Heartbeat

Instructions: Play music, find the heartbeat, and show it with your body (e.g. pat hands on lap, clap hands, march, hop, bounce, tap toes, etc.). You can use any piece of music with a steady beat, but I have listed some suggestions below.

- Suite No. 3 in D, BWV 1068: Gigue (J.S. Bach)
- Suite No. 4 in D, BWV 1069: Gavotte (J.S. Bach)
- The Nutcracker: Overture (Peter Tchaikovsky)
- Rodeo: Hoe-Down (Aaron Copland)

Ask your parents help you look up one or more of these pieces on a major music platform of their choice (Apple Music, Spotify, etc.).

Activity #2: Make an Instrument: Shaker

Materials: Sealable Container (e.g. soda or juice bottle, tupperware, toilet paper tube with ends sealed, etc.) and a Filler (e.g. rice or beans, buttons, pebbles, etc.)

*Make sure you ask your parents for their permission to use the materials you have chosen BEFORE you start making your instrument.

Instructions: Select a container and a filler, as described above. Fill the container $\frac{1}{3}$ to $\frac{1}{2}$ full, seal the container so the filler cannot fall out. You have just made your own shaker! Shake your new instrument to the beat of music or while you sing.

- Optional: Make several different shakers using different size containers and different types of fillers. How are the sounds they make different?