



Tuesday  
**PRINTING OPTIONAL**  
Grade 1  
March 30th – April 3rd, 2020

## Tuesday Student Resources

Daily Rubric: Give yourself a check mark in each box at the end of each day. Then, give yourself a pat on the back! You did it! Nice work!

Tuesday, 3/31	<ul style="list-style-type: none"><li><input type="checkbox"/> I spent between 70-80 minutes on the daily activities.</li><li><input type="checkbox"/> I read all directions before I asked for more help.</li><li><input type="checkbox"/> If required, I wrote all of my answers in complete sentences.</li><li><input type="checkbox"/> I double-checked my written answers to check for capitalization, punctuation, and correct grammar usage.</li><li><input type="checkbox"/> My handwriting is neat and can be read by both me and another adult.</li><li><input type="checkbox"/> I read for at least 20 minutes today.</li><li><input type="checkbox"/> I put in my best effort today. I am proud of myself and I know my teacher would be proud of me, too.</li><li><input type="checkbox"/> I asked my parents to review my work and sign-off here once all of it was completed for the day. x _____</li></ul>
------------------	--

Copy each word with markings and rules one time. Copy the sentence in your best handwriting. NAME: \_\_\_\_\_

sea

see

play r.18

May r.26,18

Ju ly r.24,4,5,6

We will play by the sea in July.

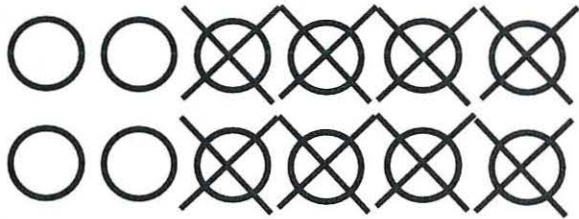
Name \_\_\_\_\_



# SUBtRaction

**Directions:** Draw a picture to help you solve.

$12 - 8 =$



$16 - 3 =$

$20 - 14 =$


$15 - 6 =$

$17 - 5 =$

$19 - 12 =$

This was:    Easy            Just Right            Hard  
(Circle one)


Name \_\_\_\_\_



# part part WHOLE


Finish the ways to make each number.

3




\_\_\_\_\_ and \_\_\_\_\_

10




\_\_\_\_\_ and \_\_\_\_\_

6




\_\_\_\_\_ and \_\_\_\_\_

5




\_\_\_\_\_ and \_\_\_\_\_

8



\_\_\_\_\_ and \_\_\_\_\_

2



\_\_\_\_\_ and \_\_\_\_\_

This was:      Easy      Just Right      Hard  
(Circle one)

# THE GRASSLANDS

There are grasslands growing on every continent, except Antarctica. Grasslands have many names like prairies, savannas, and rangelands.

Grasslands are described as a large open area with natural vegetation or tall growing grasses. There are very few trees and little rainfall making it very dry there. Tall grasses and plants that develop here are able to be nibbled on and continue growing. This provides food for many grazing mammals like antelopes, bison, and zebras. Many animals have adapted well to this type of environment such as wild cats, deer, bison, birds, reptiles, and many different insects.


1. How are the grassland and desert regions alike?

---

---

---

---



Tuesday: Activity 1 "What foods do we find at the market?"

Instructions: Imagine that you are visiting the market. Read the dialogue and write the foods you like in the space below.

### El Mercado



Me gustan... \_\_\_\_\_.

Tuesday: Activity 2

Instructions: Fill in the blanks in the sentences with the vocabulary from the pictures at the top.



frutas



verduras



arroz



flores

B. Completa. Lee en voz alta.



1. Me gustan las .



2. Me gustan las .



3. Me gustan las .



4. Me gusta el .