



Friday
PRINTING OPTIONAL
Grade 2
March 30th – April 3rd, 2020

Friday Student Resources

Daily Rubric: Give yourself a check mark in each box at the end of each day. Then, give yourself a pat on the back! You did it! Nice work!

Friday, 4/3	<ul style="list-style-type: none"><input type="checkbox"/> I spent between 70-80 minutes on the daily activities.<input type="checkbox"/> I read all directions before I asked for more help.<input type="checkbox"/> If required, I wrote all of my answers in complete sentences.<input type="checkbox"/> I double-checked my written answers to check for capitalization, punctuation, and correct grammar usage.<input type="checkbox"/> My handwriting is neat and can be read by both me and another adult.<input type="checkbox"/> I read for at least 20 minutes today.<input type="checkbox"/> I put in my best effort today. I am proud of myself and I know my teacher would be proud of me, too.<input type="checkbox"/> I asked my parents to review my work and sign-off here once all of it was completed for the day. <p style="text-align: right;">x _____</p>
----------------	--

Friday Math

Instructions: Read each question below. Either print this page and use the provided space to complete, or solve on your own paper.

Part One: Pretend you have \$100 in cash. Would you rather have all of the money in \$1 bills or \$5 bills? Why? Either write your answer in the space below, or discuss your answer with a parent.

Part Two: Solve the following word problem with a picture, number bond, and equation. Hint: are we using multiplication to solve? Does our number bond need more than two parts?

A box of cereal costs \$5. If you bought 5 boxes of cereal, how much money would you spend in all?

I would spend \$ _____ on 5 boxes of cereal.

Name _____

Class _____

Date _____



1862-1918
Composed during
the Impressionist
Era.

Famous Works:
"Clair de Lune,"
"Prelude to the
Afternoon of a
Fau" and *Children's
Corner*

Claude Debussy





Activity #2: Rhythm Reading and Composition

Materials: Pencil; Match the Rhythms Worksheet


Instructions: Print the worksheet and complete as directed. (If you are unable to print the worksheet, you can copy your answers on a blank sheet of paper.)


Did you know that when we speak, we naturally use many of the rhythms we have learned in class? When speak, each syllable can be represented by a note! Not sure what I mean? Take a look at the following examples below.


Say the rhythms below with the syllables we have learned in class, then say the words written below each rhythm. Do the rhythms match the syllables?

 Miss Hendricks	 Mister Kersting
 Instruments	 Music

Friendly Reminders:

 = ti-ti

 = ta

 = to-o

Match the Rhythms

Directions: Draw a line to connect each rhythm to its matching phrase.



Music Rocks!



Play Instruments



Drum



Singing

Now You Try!

Write your name and then write a rhythm to match.
(Too easy? Try writing rhythms for all of your family members' names.)

(Name)

(Rhythm)

Spanish

Friday: Activity 1 Word Search

Instructions: Find the Spanish words.

Word Search: La Ropa

Can you find in the grid below the Spanish words
for the following clothes?



n	b	u	f	a	n	d	a	l	f	p	o	l
é	l	c	a	m	i	s	e	t	a	a	q	z
v	u	h	b	v	é	s	g	s	l	n	u	a
e	s	a	o	f	u	n	l	u	d	t	t	p
s	a	q	t	d	b	r	u	é	a	a	e	a
t	g	u	a	n	t	e	s	t	s	l	c	t
i	c	e	s	o	m	b	r	e	r	o	a	i
d	h	t	a	q	u	i	n	r	m	n	m	l
o	z	a	p	a	t	o	s	t	s	e	i	l
n	c	a	l	c	e	t	i	n	e	s	s	a
p	j	a	s	é	f	p	i	p	a	m	a	s

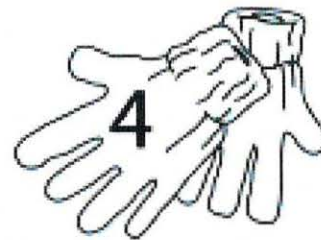
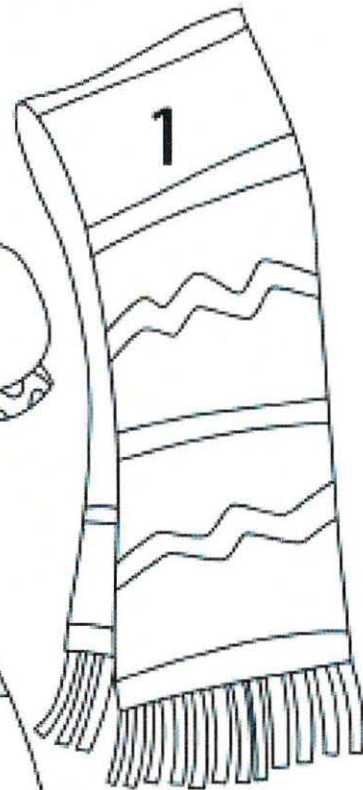

Spanish

Friday: Activity 2

Instructions: Using the color key, color the illustrations.



País: Bolivia



1. rojo 2. azul 3. amarillo 4. verde 5. negro