



Friday
PRINTING OPTIONAL
Grade 3
March 30th – April 3rd, 2020

Friday Student Resources

Daily Rubric: Give yourself a check mark in each box at the end of each day. Then, give yourself a pat on the back! You did it! Nice work!

Friday, 4/3	<ul style="list-style-type: none"><input type="checkbox"/> I spent between 70-80 minutes on the daily activities.<input type="checkbox"/> I read all directions before I asked for more help.<input type="checkbox"/> If required, I wrote all of my answers in complete sentences.<input type="checkbox"/> I double-checked my written answers to check for capitalization, punctuation, and correct grammar usage.<input type="checkbox"/> My handwriting is neat and can be read by both me and another adult.<input type="checkbox"/> I read for at least 20 minutes today.<input type="checkbox"/> I put in my best effort today. I am proud of myself and I know my teacher would be proud of me, too.<input type="checkbox"/> I asked my parents to review my work and sign-off here once all of it was completed for the day. <p style="text-align: right;">x _____</p>
----------------	--

Name _____ # _____ Date _____

Spalding Test

1)	16)
2)	17)
3)	18)
4)	19)
5)	20)
6)	21)
7)	22)
8)	23)
9)	24)
10)	25)
11)	26)
12)	27)
13)	28)
14)	29)
15)	30)

Score: _____

Third Grade Math Journal Prompt: Week of March 30, 2020

Name _____ Date _____

Friday Math Journal

Directions: Directions: Use math to help you decide which option is best. Next, explain your thinking in words.

Would you rather...

Have 364 jellybeans and give 188 to friends OR have 281 jellybeans and give 137 to friends?



Name _____ # _____ Date _____

Division Review

1) $72 \div 8 =$ _____

2) $35 \div 5 =$ _____

3) $42 \div 6 =$ _____

4) $63 \div 9 =$ _____

5) $639 \div 3 =$ _____

6) $2,107 \div 7 =$ _____

7) Find the quotient and remainder when 254 is divided by 3.

Quotient: _____ Remainder: _____

Name _____ # _____ Date _____

Multiplication Equations Review

Compare by writing $<$, $>$, or $=$ in each blank.

1) $(4 \times 6) + (3 \times 6)$ _____ 6×6

2) 7×9 _____ $100 - 37$

3) $(3 \times 2) + 1$ _____ $48 \div 6$

Fill in the blanks to make the equations true.

4) $54 \times 6 = (\text{_____} \times 100) + (8 \times 3)$

5) $70 \times 3 = (\text{_____} \times 12) + (9 \times 10)$

6) $30 \times 7 = 3 \times 7 \times \text{_____}$

Name _____ Class _____ Date _____



1862-1918
Composed during
the Impressionist
Era.

Famous Works:
"Clair de Lune,"
"Prelude to the
Afternoon of a
Faun" and *Children's
Corner*

Claude Debussy

Match the Rhythms

Directions: Draw a line to connect each rhythm to its matching phrase.



Music Rocks!



Play Instruments



Drum



Singing

Now You Try!

Write your name and then write a rhythm to match.
(Too easy? Try writing rhythms for all of your family members' names.)

(Name)

(Rhythm)

Friday: Activity 2 Color the Pets

Instructions: Color the animals following the descriptions in the sentences.

Nombre _____ Fecha _____


► Colorea.

1.




El loro es rojo y verde.

2.




El perro es blanco y negro.

3.



La tortuga es verde y azul.

4.



Hay tres peces: uno verde, uno rojo y uno amarillo.


Friday: Activity 3 My Pet.

Instructions: a) Draw a picture of your pet and fill in the blanks to provide information about your pet. Or, draw a picture of a pet you would like to have. b) Remember to use “un” or “una” (example: “un perro” or “una gata”) when writing your sentences.

Nombre: _____

Fecha: _____

Mi mascota



Mi mascota es (un/una) _____.

Mi mascota se llama _____.