



Monday
PRINTING OPTIONAL
Grade 5
March 30th – April 3rd, 2020

Daily Rubric: Give yourself a check mark in each box at the end of each day. Then, give yourself a pat on the back! You did it! Nice work!

Monday, 3/30	<ul style="list-style-type: none"><input type="checkbox"/> I spent between 60-90 minutes on the daily activities.<input type="checkbox"/> I read all directions before I asked for more help.<input type="checkbox"/> If required, I wrote all my answers in complete, cursive sentences. I double-checked my written answers to check for capitalization, punctuation, and correct grammar usage.<input type="checkbox"/> My handwriting is neat and can be read by both me and another adult.<input type="checkbox"/> I read for at least 20 minutes today.<input type="checkbox"/> I put in my best effort today. I am proud of myself, and I know my teacher would be proud of me, too.<input type="checkbox"/> I asked my parents to review my work and sign-off here once all of it was completed for the day. <p style="text-align: center;">x</p>
--------------	---

Grammar:

Complete worksheet: identify the underlined verbs in each sentence. Remember, "state of being" verbs are types of linking verbs; you may mark them as either a linking verb or a state-of-being verb.

Name _____

The 3 Types of Verbs

Verbs can be classified into many different groups according to their function. Here we are going to introduce the 3 main types of verbs: Action Verbs, Linking Verbs, and Helping Verbs. Can you identify what the underlined verbs in the following sentences are?

e.g. This soup smells funny.

linking Verb

1. Enid went to the post office.

2. Jeremy is tired.

3. The apple tastes sweet.

4. Mary washed her clothes.

5. I should do homework now.

6. Clara plays piano.

7. You must listen to her.

8. Dad will come home at 8 pm.

9. Yesterday was sunny.

10. Hayley and I talked on the phone.

HISTORY

CHAPTER 4: IMPROVEMENTS IN TRANSPORTATION

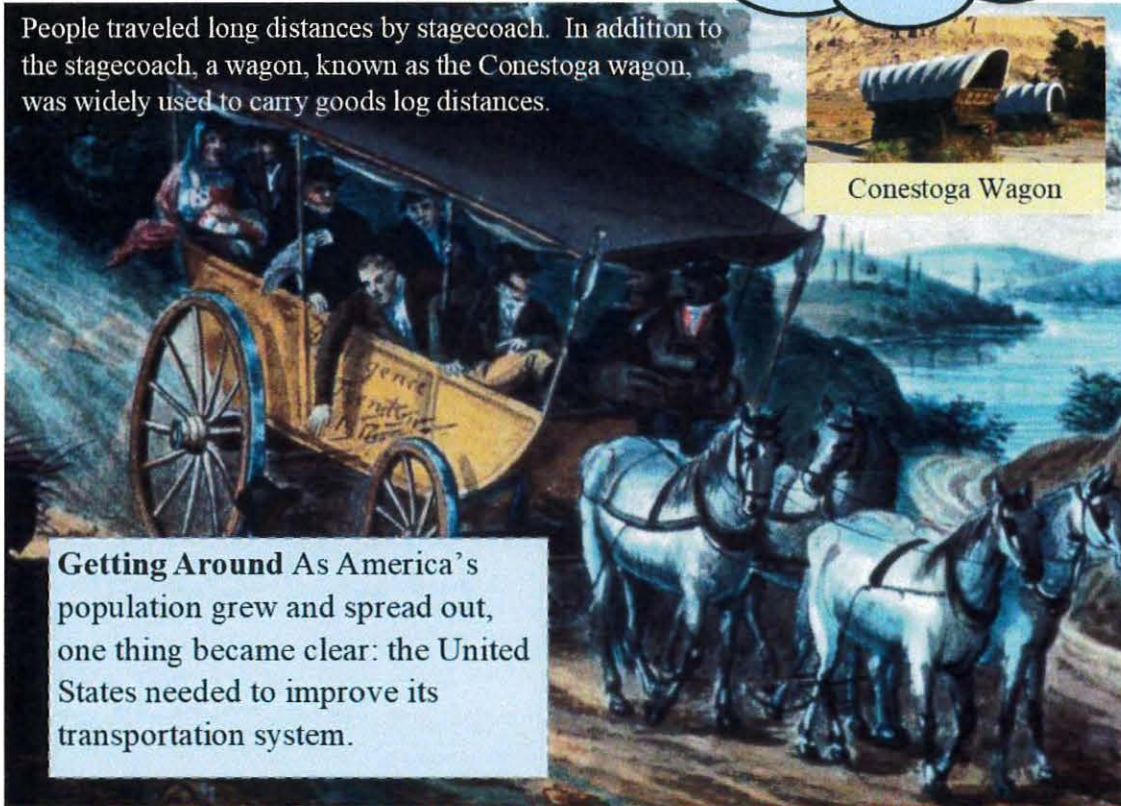
Before you begin,  and think...

What were the most common forms of transportation for Americans in the mid-1700's to mid-1800's

People traveled long distances by stagecoach. In addition to the stagecoach, a wagon, known as the Conestoga wagon, was widely used to carry goods long distances.



Conestoga Wagon



Getting Around As America's population grew and spread out, one thing became clear: the United States needed to improve its transportation system.

The Big Question

What were the advantages of traveling by steamboat rather than by stagecoach?

By 1800, some improvements had already taken place. Many of the roads that connected the growing cities and towns of the East were widened, allowing them to handle wagon traffic and horses. It was now possible to travel between the main towns by stagecoach.




Fill in Advantages and Disadvantages at the bottom of page 3.

The Stagecoach

The stagecoach got its name from the way it traveled—in stages. Every fifteen or twenty miles, the driver of the coach stopped at a station to change the team of horses for the next stage of the journey.

Although stagecoach travel was an improvement over travel on horseback, it was still an uncomfortable experience. Travelers began their trip very early in the morning. Sitting on hard wooden seats in a coach without springs, passengers felt every bump and hole in the unpaved roads. Male passengers learned not to dress in fancy clothes. When the wheels of the coach got stuck in mud, the men were expected to help lift the coach out.



The roads were a challenge, and weather conditions caused problems for travelers.

Vocabulary

inn, n. a place where travelers can pay to eat and sleep

When the sun went down and the stagecoach stopped at an **inn**, passengers could expect a poor meal and a terrible night's sleep.



Underline, in the text, how the stagecoach got its name.

Turnpikes

Another transportation improvement was the development of roads called turnpikes. Just before 1800, some people figured out that if they could build good roads, they could charge people for using them. Every ten miles or so, the road's owners would collect a toll, or fee. They did this by placing a pike, or pole, across the road. This prevented the travelers from passing until they paid the toll. That is how the turnpike got its name: when the toll was paid, the pike would be turned, allowing the traveler to pass.




Underline, in the text, what turnpikes were. Circle who made money from their use.

Some of these turnpikes were actually paved with stone or gravel. Most, though, were just improved versions of the old dirt roads—a little smoother, a little wider, with the tree stumps in them a little lower. Depending on the season, the newer roads were just as dusty or muddy as the older ones. Most of the turnpikes ran between the cities in the East, where there were many users to pay the tolls. No turnpike ran very far west.

Unfortunately, none of these improvements answered the growing needs of people who were moving west. There were few roads wide enough for wagons. That meant pioneers still traveled mainly on foot, leading a horse or mule that carried their supplies.

WHAT AM I?

Label each of the different forms of transportation



A. _____



B. _____