



Monday
LESSONS
Grade K
March 30th – April 3rd, 2020

Week Two Subject Goals and Instructions

Monday English Language Arts (40 minutes total)

- Activity 1: Spalding Writing (8-10 minutes) Allow your student to write the words on any paper you have at home. Students should write their names and the date at the top of their papers. (No worksheet this week.) **The phonograms and words are listed in the table below the instructions.**
 - Instructions: 1. Remind your child to check that he is using the correct pencil grip.
 - 2. Say the phonogram or word to your child. For words, ask your child to segment the word by saying each sound in the word then say the word as a whole (m-e, me). (In class, we use our fingers to show each sound.)
 - 3. Ask your child to write the sounds as he says them (m-e). Write the word only once! Markings are optional. If your child remembers the markings, he may include them.
 - 4. Students should write the phonograms and words once through. **Then, repeat this process a second time so that they write them a total of two times.**

Monday

Phonograms	Words
ph	late (In <i>late</i> , the <i>e</i> lets the <i>a</i> say <i>ā</i> (job 1))
ci (short)	let
sh	big
ck	bag
a	beg

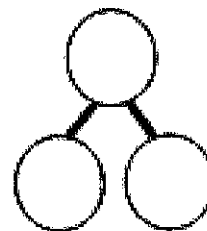
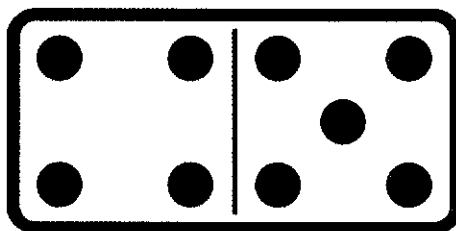
- Activity 2: Spalding phonogram flashcards (3-5 minutes)
 - Instructions: Spend 3-5 minutes practicing the phonogram flashcards 1-70 (If you have the Spalding app, you may use that to review instead of flashcards.)
- Activity 3: Practice the sight word list -Week 2. (1-5 minutes)
 - Instructions: Read the weekly sight word list. The goal is to be fluent at reading the words by Friday. **The sight words are: late, let, big, bag, beg, bog, bug, he, is, did.** You may write the words on a paper for your student to read all week or refer to the "Printing Optional File" if you would like to print out a copy of the sight word list. It is the same list all week (Week 2 sight words.)
- Activity 4: Reading (15-20 minutes)
 - Instructions: Your student should read one of the books your teacher has assigned to you. Please look for an email from your teacher, which will include an attachment of the

leveled phonics reader. Students who have graduated from the phonics readers should read a book from RAZ Kids or a book you have at home.

Mathematics (Monday)

■ Learning Activity 1: Subtraction word problems

- **Instructions: Please solve at least one of the subtraction word problems** using any of the strategies we have learned in class (using manipulatives like blocks or cheerios, drawing a picture and crossing out, using your fingers, counting backwards, etc.). Also, draw a picture to show which strategy you used and write the full equation as well (example of an equation: $2+2=4$). Challenge: Encourage your student to solve it using more than one strategy and draw a number bond (image below).
 - **“There were 6 penguins swimming in the water. 2 polar bears jumped in! How many animals are swimming now? Write an addition equation to show your answer.”**
 - **“Look at the domino picture and write an addition equation to match the dots.” Optional challenge: Draw a number bond and fill in the parts and whole.**



■ Activity 2: Counting by 5's, 2's, and 10's

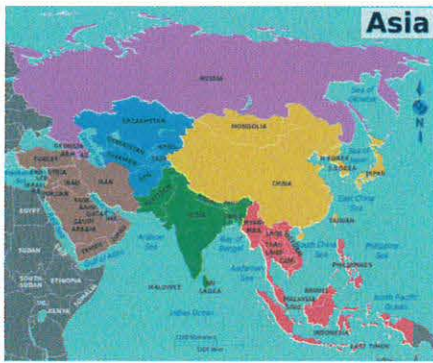
- **Instructions:**
 - Count by 5's while marching in place (up to 100 or higher!)
 - Count by 2's to 10 while touching your toes! (Count at least up to 10, go higher if you can!)
 - Count by 10's while hopping up and down. (up to 100 or higher!)

■ Activity 3: Write numbers 1-20

- **Instructions: On a piece of paper write numbers 1-20. You may use any type of writing utensil: crayons, markers, chalk, paint, etc.**

History (Monday)

- **Learning Activity:** Introduction to India
- **Instructions:** Information to share with your students. The last country we are going to talk about in Asia is India. Can you find India on this map?



The capital of India is New Delhi. India is the second most populated country in the world. Do you remember what the word “population” means? (the amount of people that live in a certain area)

India’s flag is made of three equal stripes of orange, white and green. In the center is the Ashoka Chakra, a 24-spoke wheel that stands for justice. Does the United States have something that stands for justice? (Lady Justice, blindfolded, scales, sword).

Namasté

नमस्ते

India has two official languages. Hindi and English.

The Himalayan Mountains are found along India’s northern border. Do you remember where “north” is on the map? The Himalayas are the world’s highest mountains.



Have you ever seen a picture of this building?

What do you think this building is for? The Taj Mahal is in the city of Agra and is one of India’s most famous landmarks. In 1638, Emperor Shan Jahan began having this built for his wife. It took over 22,000 workmen 22 years to complete this amazing building. It is known as the eighth wonder of the world. Do you remember any other wonders of the world? I’ll give you a hint: we learned about one in Italy and one in China.

(The Colosseum and The Great Wall)

Kanha National Park is home to and provides refuge to many animals including leopards, deer and most famously, tigers. What does “refuge” mean? (a condition of being safe or sheltered from danger or trouble).

Activity: Draw your own flag of India using the correct colors.

Art (Monday)

- **Learning Activity:** Continuing the study of Paul Klee's artwork
- **Instructions:** Observe and study Paul Klee's artwork, then answer the questions below the painting.

P.E. (Monday)

- **Learning Activity 1:** Activity Square
- **Instructions:**
 - Create 12 step square
 - Move around square using different movement skills
 - In between laps perform strength exercise
 - Practice then use watch to time activity to find the fastest time, repeat for five sets of five laps.
- **Sequence**
 - First Lap - run then 5 jumping jacks
 - Second Lap - skip then 5 sit ups
 - Third Lap - hop one foot, switch feet on each side then - 3 push ups
 - Forth Lap - jump feet together then 5 squat jumps
 - Fifth Lap - sprint full speed

Kindergarten - Art - Monday



Look at everything in this painting and answer out loud to your parent the following questions:

1. What do you see in this painting?
2. Is this painting realistic?
3. If yes? Why do you think it is realistic? If not, why you think is not realistic?
4. What do you think is the title of this painting?
5. The title is "Fish Magic", why do you think the artist called it that?

*Answers: 1. Answers may vary. Fish, flowers, clock, a person with 2 faces, etc. 2. No 3. Answers may vary. 4. Answers may vary. 5. Answers may vary.

Most of the answers may vary leaving up to the student to use their creativity.