

Week 1, Wednesday Kindergarten Distance Learning

English Language Arts (40 minutes total)

- Activity 1: Spalding Practice Phonogram Test (Spalding paper is provided. You may print out the Spalding sheets or allow your student to write the words on any paper you have at home. If using your own paper, please write your name and the date at the top.) **Phonograms to dictate: ee, ough, ew, ai (not used), oy, ie, z, f, ck (two letters), sh**
 - Instructions: The parent will dictate the Spalding phonograms and the student will write the phonograms. Please be sure to ask students to correct any mistakes. (These are all review words and phonograms. We will not introduce new content this week.)
- Activity 2: Spalding phonogram flashcards
 - Instructions: Spend 3-5 minutes practicing the phonogram flashcards 1-70 (If you have the Spalding app, you may use that to review instead of flashcards.)
- Activity 3: Practice the sight word list (Week 1). (The word list may be printed out or your student may read the words off of your digital resource -computer, tablet, etc.)
 - Instructions: Read the weekly sight word list. The goal is to be fluent at reading the words by Friday.
- Activity 4: Sight Word Memory Game
 - Instructions: Play the sight word memory game (If you don't want to print this out, you may write the words on index cards or pieces of paper – or better yet, have your student write them! 😊)
- Activity 5: Fluency Sheets (CVC Pattern or Long “a” Fluency sheet)
 - Instructions: Practice reading all words on the fluency sheet. (Students who are in red or blue books should read the CVC Pattern word list. Students who have passed the blue book level should practice the Long “a” Fluency sheet. For students who need an extra challenge, you may time your student reading the list to see how many words the student can read in one minute. (Sheets may be printed out or your student may read them off of your digital resource -computer, tablet, etc.)
- Activity 6: Free choice reading (Please complete this activity if you haven't spent the full 40 minutes on ELA.)
 - Instructions: Please read a story to your student or allow your student to read a book to you (Students may choose any book they have access to at home or on-line).

Mathematics

Learning Activity 1: Subtraction word problems

- Instructions: Please solve at least one of the subtraction word problems using any of the strategies we have learned in class (using manipulatives like blocks or cheerios, drawing a picture and crossing out, using your fingers, counting backwards, etc.). Also, draw a picture to show which strategy you used and write the full equation as well! (Challenge: Encourage your student to solve it using more than one strategy.)
- **“Draw 10 small circles. Cross out the amount of circles that equal your age. How many circles are left?”**
- **“Joey had 5 kittens in his lap, but 3 squirmed away. How many does he have now?”**

Activity 2: Counting by 5's, 2's and 10's

- Instructions:
- Count by 5's while marching in place (up to 100 or higher!)
- Count by 2's to 10 while touching your toes! (Count at least up to 10, go higher if you can!)
- Count by 10's while hopping up and down. (up to 100 or higher!)

Activity 3: Write numbers 1-20

- Instructions: On a piece of paper write numbers 1-20

Science

Learning Activity: Students will explore the sense of hearing through home exploration.

- Instructions: Students will walk around their house/yard and discover what different sounds they can hear (birds chirping, garbage trucks, water running, music, kitchen timer, shaking coins in a jar, toys that make noise). Students should draw four things they found that they could hear.

History

Learning Activity: Students will be introduced to the country of Japan.

- Instructions: Follow the step by step instructions on the page titled, “Introduction to Japan”.

Name: _____

Date: _____

Phonogram Practice Test – Week 1

Parents: Say the phonogram sound(s) or word(s) to your child.

Students: Write the word in column one. ONLY write in column two if you made a mistake. You do **not** need to include Spalding markings on words.

1.	
2.	
3.	
4.	
5.	
6.	
7.	
8.	
9.	
10.	

Dictate these phonograms: ee, ough, ew, ai (not used), oy, ie, z, f, ck (two letters), sh

Sight Words – Week 1

Each day, ask your student to practice reading these words. By Friday, your student should be able to read this list of spelling words by "sight". (This means that the student should not have to sound out each word but can read them without hesitation.)

come

hand

ring

live

live

hill

street

an

us

the

Cut out both sets of words. Play memory by placing all the words face down. Choose two cards, read them. If they match, you may keep them. When all cards are gone, count to see who has the most matches.

come	hand	ring	live
hill	street	us	live
an	the	can	may
List 16	you	your	my

Cut out both sets of words. Play memory by placing all the words face down. Choose two cards, read them. If they match, you may keep them. When all cards are gone, count to see who has the most matches.

come	hand	ring	live
hill	street	us	live
an	the	can	may
	you	your	my

CVC Pattern Fluency Sheet

0	jam	pan	lap	mad	nag
5	rag	tap	van	cab	dad
10	sad	ham	rat	mad	man
15	wag	gas	sap	tan	yap
20	pad	ran	map	fat	has
25	jam	pan	lap	mad	nag
30	rag	tap	van	cab	dad
35	sad	ham	rat	mad	man
40	wag	gas	sap	tan	yap
45	pad	ran	map	fat	has
50	jam	pan	lap	mad	nag
55	rag	tap	van	cab	dad
60					

Long "a" Words Fluency Sheet

0	tale	take	cake	tale	came
5	name	made	sake	game	cane
10	lake	gave	tame	maze	make
15	gate	case	late	lame	base
20	fade	take	cake	tale	came
25	name	made	sake	game	cane
30	lake	gave	tame	maze	make
35	gate	case	late	lame	base
40	fade	take	cake	tale	came
45	name	made	sake	game	cane
50	lake	gave	tame	maze	make
55	gate	case	late	lame	base
60					

Introduction to Japan

Wednesday 3/25/2020



Please read and discuss the following facts about Japan:

- Tokyo is the capital of Japan, which is the biggest city in Japan.
- Japan is made up of 4 main islands. An island is a piece of land that is completely surrounded by water.
- The highest mountain in Japan is Mount Fuji, a dormant (sleeping) volcano, which last erupted in 1707. There are more than 108 active volcanos currently in Japan.
- Naruhito is the emperor of Japan. An emperor is like our president, they are the ruler.
- Like many cultures we have studied, the Japanese have traditional dances and songs. One of the dances is called Nihon Buyo, where the dancers wear kimonos and use fans and ropes as accessories.
- Buddhists and Shintoists are the common religions practiced.
- Japan's currency is the Yen. One Yen doesn't even equal a whole penny.
- The Crane is Japan's national bird symbol and the Cherry Blossom is the national flower.



Questions you can ask your students, to stimulate critical thinking:

1. What language do you think they speak in Japan? (Japanese)
2. Just like Japan, Arizona has a capital too, what is the capital of Arizona? (Phoenix)
3. Arizona is on the continent of North American, what continent is Japan on? (Asia)
4. Japan uses Yen to buy things, what currency do we use here in the United States? (Dollars)

5. What is Arizona's state bird and state flower? (The Cactus Wren & Saguaro Blossom)

The Japanese flag is made up of a red circle, symbolizing the sun, against a white background. It is known as the hinomaru in Japanese, meaning "circle of the sun." Because Japan lies at the far West of the Pacific Ocean, the sun rises spectacularly over the sea to the East.

Please have your students draw/color the Japanese Flag.



Extension of this lesson:

- Make a fan out of paper, similar to one that a Japanese Traditional Dancer would use.
 - Have your students draw flowers on a white piece of paper, typically they have Japanese Cherry Blossoms drawn on them.
 - Fold the paper 1" from the bottom



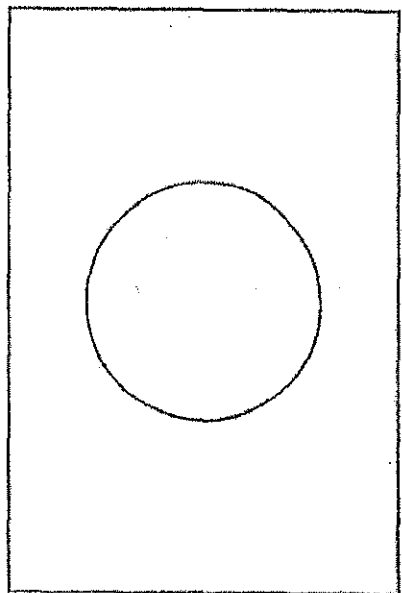


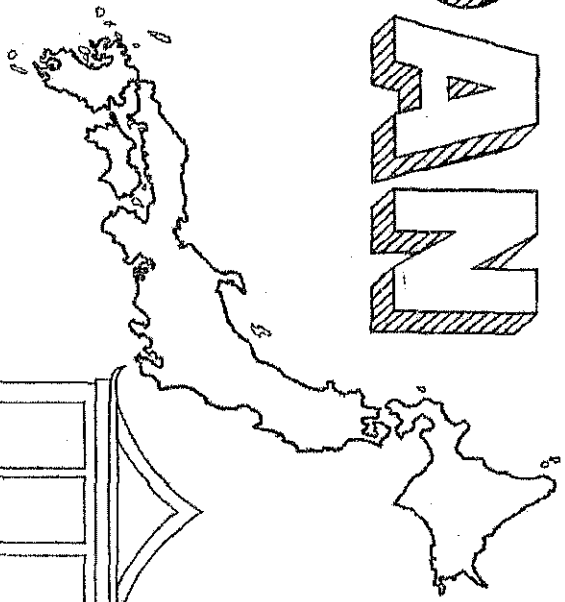

- Flip the paper over and fold the paper 1" from the bottom again, making sure that edges line up at the bottom. (like an accordion)



- Simply repeat the last 2 steps over and over until there is no more paper to fold



JAPAN



CAPITAL: Tokyo
POPULATION: 127,103,380
LANGUAGE: Japanese
MONEY: Japanese yen
CONTINENT: Asia

