


Directions for game: Find something to use as markers (m&m's, game pieces, etc). If you don't have a dice at home, you can use a penny. (heads move 1 space, tails move 2 spaces). Make sure your student says the word or phonogram he lands on. Bridges can be used as short cuts if you land on that space. The first one to the finish wins!

List 16

Koi Kite



Day 2: Activity 1

Draw an arrow to match the words with their pictures.

Nombre _____

► Une.


1. dormitorio



2. cocina



3. sala



4. baño



© 2010 by Pearson Education, Inc. All rights reserved.

Day 2: Activity 2

Complete the activity sheet by labeling the parts of the house and coloring the page (If scissors or glue are not available, simply write the name and color them).

País: Perú

La casa de Julio

dormitorio

sala

comedor




baño

cocina

Directions: Cut out the labels and glue them below the correct items. Then glue the illustration in your album de recuerdos.

- *For use during at-home Spring 2020 instruction only

Blackbird



Blackbird,

blackbird

through

my

window.